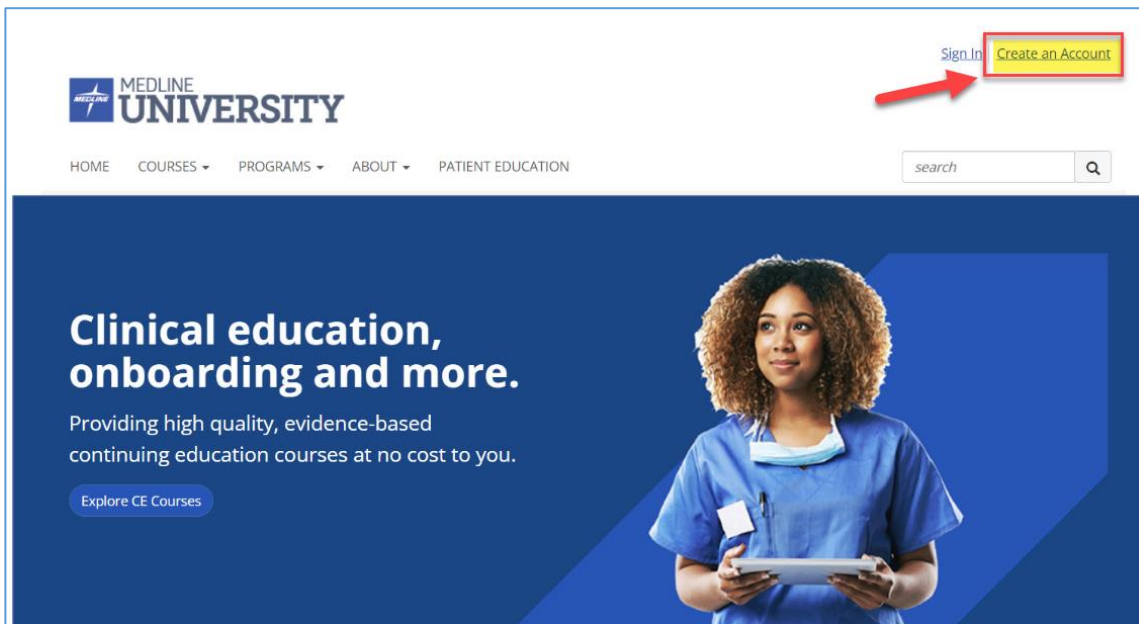


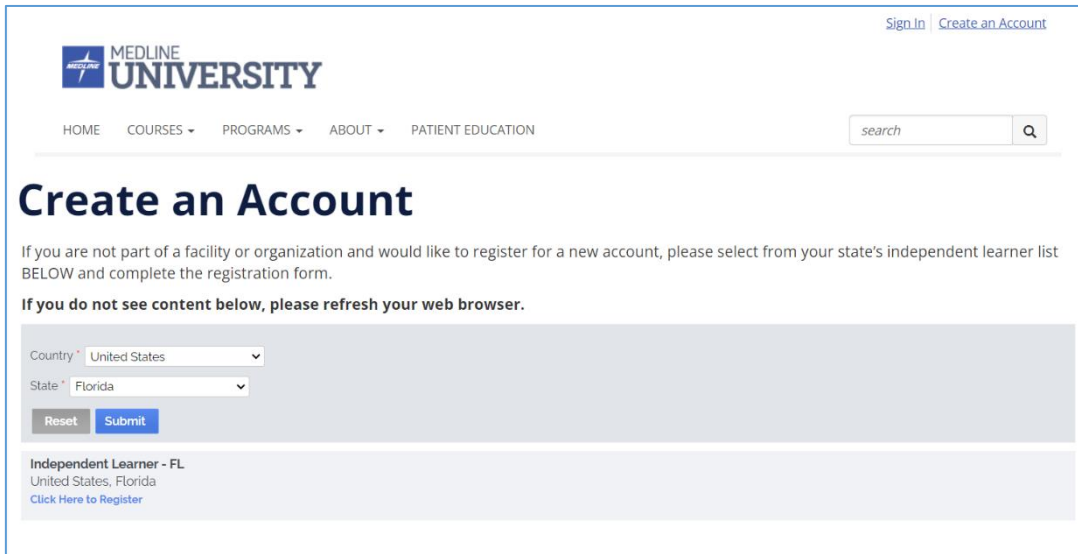
This course is required by Broward Health and provided by Medline. As an added benefit, once you complete the online registration for Medline, you will have access to all their CE Content for your license renewals.

NOTE: BEFORE YOU BEGIN, ENSURE YOU ARE CONNECTED TO A PRINTER SO YOU CAN PRINT YOUR COMPLETION CERTIFICATE AND ATTESTATION

1. Visit [MedlineUniversity.com](https://www.medlineuniversity.com)
2. Click “Create an Account” in the upper right corner



3. Choose your country and state, click “Submit” – then select “Click Here to Register”

A screenshot of the 'Create an Account' registration form on the Medline University website. The form is titled 'Create an Account' and includes a sub-header: 'If you are not part of a facility or organization and would like to register for a new account, please select from your state's independent learner list BELOW and complete the registration form.' Below this is a note: 'If you do not see content below, please refresh your web browser.' The form contains two dropdown menus: 'Country' with 'United States' selected and 'State' with 'Florida' selected. There are 'Reset' and 'Submit' buttons. Below the form, there is a section titled 'Independent Learner - FL' with the text 'United States, Florida' and a link 'Click Here to Register'.

4. Complete the registration form – please note some fields are required. Click “Submit.”

HealthStream®

Please Create an Account

If you have already registered, please click [here](#) to login.

Organization Information

Institution:

General Information Required *

Last Name: *

First Name: *

Middle Name:

User ID: *

Password: *

Passwords must be a minimum of 8 characters and contain:

- 1 uppercase letter
- 1 lowercase letter
- 1 number
- 1 symbol (ex: !, #, \$, %)

Confirm Password: *

Password Reminder:

Email: *

Time Zone: *

Preferred Language: *

Institution Information

Hire/Re-hire Date: *

Active Date: *

Review Month/Day:

Termination Date:

Department: *

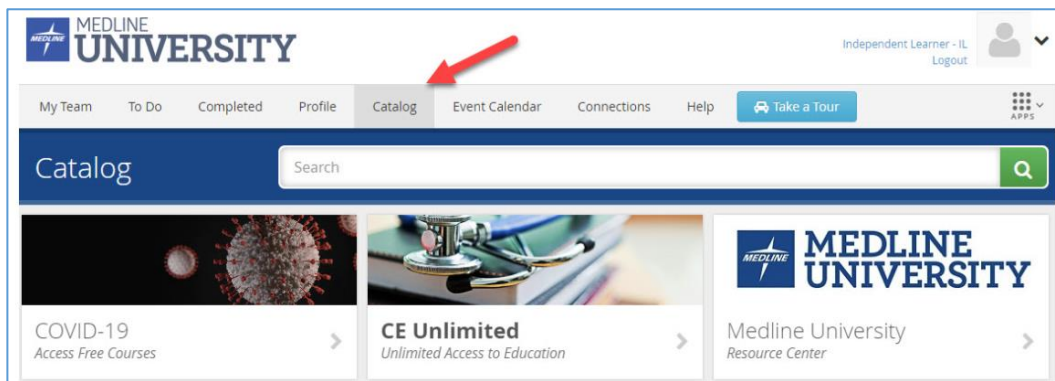
Job Title: *

Job Category:

Note: If you have entered a valid email address, your user ID, password and login URL will be emailed to you shortly. Otherwise, you will need to remember your user ID and password. If you forget this information, please contact your administrator.

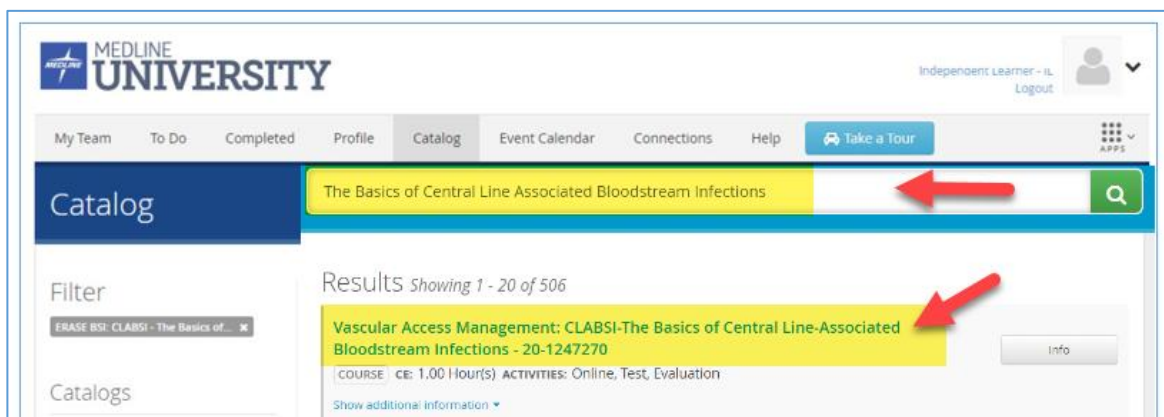
I Agree to the [Terms of Use](#).

5. Go to the CATALOG tab:



6. In the SEARCH bar enter the name of course and select the course from search results to enroll and complete:

Vascular Access Management: CLABSI-The Basics of Central Line-Associated Bloodstream Infections



7. Complete course

8. After course completion, you will be granted your CE and completion certificates. These will also be available at any time in the "Completed" tab of the navigation bar

9. **Submit the Course completion certificate to your agency for proof of completion**