

North Broward Hospital District Board of Commissioners
1601 S. Andrews Avenue, Suite 100, Fort Lauderdale, FL 33316

SECOND AND FINAL PUBLIC TAX HEARING 5:15 p.m., Wednesday, September 13, 2023

The Board of Commissioners' Second and Final Public Tax Hearing of the North Broward Hospital District was held at the Broward Health Sports Medicine Building, 1601 S. Andrews Avenue, Suite 100, Fort Lauderdale, FL 33316.

1. CALL TO ORDER

There being a quorum present, the meeting was called to order by Chair Christopher J. Pernicano at 5:15 p.m.

2. PLEDGE OF ALLEGIANCE

The Pledge of Allegiance was led by Commissioner Ray T. Berry.

3. ROLL CALL

Present: Commissioner Paul C. Tanner, Vice Chair
Commissioner Stacy L. Angier
Commissioner Jonathan K. Hage, Secretary/Treasurer (via TEAMS)
Commissioner Levi G. Williams, Jr.
Commissioner Ray T. Berry
Commissioner Christopher J. Pernicano, Chair

Not Present: Commissioner Nancy W. Stamper

Senior Leadership

Additionally Present: Shane Strum, President, Chief Executive Officer
Alan Whaley, EVP, Chief Operating Officer
Alisa Bert, VP, Interim Chief Financial Officer
Linda Epstein, Corporate General Counsel

4. NOTICE OF MEETING

Chair Pernicano confirmed that a quorum was established and noted that the meeting was duly advertised via the Sun Sentinel in accordance with section 200.065, Florida Statutes and on Broward County's public accessible website consistent with section 189.015, Florida Statutes and chapter 50 Florida Statutes.

5. PUBLIC COMMENTS

Chair Pernicano opened the floor for public comments, in which there were none.

North Broward Hospital District Board of Commissioners
1601 S. Andrews Avenue, Suite 100, Fort Lauderdale, FL 33316

6. FINAL MILLAGE RATE FOR THE NORTH BROWARD HOSPITAL DISTRICT, FISCAL YEAR 2024

6.1. Resolution FY24-06: A Resolution of the North Broward Hospital District Adopting the Final Levying of Ad Valorem Taxes for Broward County for Fiscal Year Beginning July 1, 2023 and Ending June 30, 2024; Providing for an Effective Date.

6.1.1. Tax Hearing Calendar, September 2023

6.1.2. Financial Impact of Various 2023/2024 Millage Rates

Ms. Alisa Bert, VP, Interim Chief Financial Officer, requested the Board's consideration to approve the final millage rate for Fiscal Year 2024 and to approve Resolution FY24-06, as presented.

Noted that the millage rate adopted for Fiscal Year 2023 was 1.6029 mills. The roll-back rate for Fiscal Year 2024 was 1.4623 mills.

It was further noted that although the proposed millage rate advertised in the TRIM notice was 1.4623 mills, the Board adopted 1.4307 mills as the tentative millage rate for Fiscal Year 2024, which would result in a 0% increase over the rolled-back rate.

MOTION It was *moved* by Commissioner Angier, *seconded* by Commissioner Tanner, that:

In accordance with the provisions of Chapter 200 of the Florida Statutes, the Board of Commissioners adopt the final millage rate for Fiscal Year 2024 for the North Broward Hospital District at 1.4307 mills and pass Resolution FY24-06, which all commissioners received prior to this meeting.

In sum, Chair Pernicano stated the North Broward Hospital District moved to approve Resolution FY24-06 and adopt the final millage rate, as presented. The Chair reiterated that the rolled-back rate for Fiscal Year 2024 is 1.4623 mills. The motion is for the final millage rate to be levied at 1.4307 mills. The percentage increase over the rolled-back rate is 0%.

Motion confirmed by roll call vote:

YES Commissioner Paul C. Tanner, Vice Chair

YES Commissioner Stacy L. Angier

YES Commissioner Jonathan K. Hage, Secretary/Treasurer (via TEAMS)

YES Commissioner Levi G. Williams, Jr.

YES Commissioner Ray T. Berry

YES Commissioner Christopher J. Pernicano, Chair

Motion *carried* 6/0.

North Broward Hospital District Board of Commissioners
1601 S. Andrews Avenue, Suite 100, Fort Lauderdale, FL 33316

7. FINAL BUDGET FOR THE NORTH BROWARD HOSPITAL DISTRICT, FISCAL YEAR 2024

7.1. Resolution FY24-07: A Resolution of the North Broward Hospital District adopting the final budget for Fiscal Year beginning July 1, 2023 and ending June 30, 2024; providing for an Effective Date

7.1.1. Operating & Capital FY 2024 Budget

MOTION It was *moved* by Commissioner Berry, *seconded* by Commissioner Angier, that:

In accordance with the provisions of Chapter 200 of the Florida Statutes, the District Charter, and other general law, the Board of Commissioners, approve Resolution FY24-07 and approve the final budget for the North Broward Hospital District, including all of its operations, for Fiscal Year 2024, beginning July 1, 2023, and ending June 30, 2024, as presented.

Motion confirmed by roll-call vote:

YES Commissioner Paul C. Tanner, Vice Chair

YES Commissioner Stacy L. Angier

YES Commissioner Jonathan K. Hage, Secretary/Treasurer (via TEAMS)

YES Commissioner Levi G. Williams, Jr.

YES Commissioner Ray T. Berry

YES Commissioner Christopher J. Pernicano, Chair

Motion *carried* 6/0.

8. ADJOURNMENT

MOTION It was *moved* by Commissioner Angier, *seconded* by Commissioner Berry, that:

The Board of Commissioners of the North Broward Hospital District adjourn the Second and Final Tax Hearing.

Motion *carried* unanimously.

There being no further business on the agenda, the Chair adjourned the meeting at 5:22 p.m.

Respectfully submitted,
Commissioner Jonathan K. Hage, Secretary/Treasurer

RESOLUTION FY24-06

A RESOLUTION OF THE NORTH BROWARD HOSPITAL DISTRICT ADOPTING THE FINAL LEVYING OF AD VALOREM TAXES FOR BROWARD COUNTY FOR FISCAL YEAR BEGINNING JULY 1, 2023 AND ENDING JUNE 30, 2024; PROVIDING FOR AN EFFECTIVE DATE.

WHEREAS, the Board of Commissioners (the "Board") of North Broward Hospital District (the "District"), at a special board meeting held on July 26, 2023, adopted the District's calculated rolled-back rate of 1.4623 mills in accordance with § 200.065(1), Florida Statutes and approved the submission of a proposed millage rate of 1.4623 mills for fiscal year 2024, both as reflected on the Florida Department of Revenue's Certification of Taxable Value form provided to the Broward County Property Appraiser;

WHEREAS, the Board on September 6, 2023 held a public meeting as required by § 200.065, Florida Statutes, to consider the proposed millage rate and the tentative operating budget for the District's fiscal year 2024, and the Board tentatively adopted the District's budget and the proposed millage rate of 1.4307 mills; and


WHEREAS, the gross taxable value for operating purposes not exempt from taxation within the District's boundaries in Broward County has been certified to the North Broward Hospital District by the Broward County Property Appraiser as \$190,318,561,448.


NOW, THEREFORE, BE IT RESOLVED by the Board of Commissioners of the North Broward Hospital District, that:

1. The above-stated recitals are true and correct in every respect and are hereby incorporated herein by reference.
2. The rolled-back rate for FY2024 is 1.4623 mills which was calculated in accordance with § 200.065(1), Florida Statutes and submitted to the Broward County Property Appraiser on the Florida Department of Revenue's Certification of Taxable Value form.
3. The FY2024 final adopted millage rate shall be 1.4307 mills, which is a 0.00% increase over the rolled-back rate.
4. This resolution shall take effect immediately upon its adoption.

DULY ADOPTED this 13th day of September, 2023.

Time Adopted 5:19 PM

By: 
Christopher Pernicano, Chair
North Broward Hospital District

By: 
Jonathan Hage, Secretary/Treasurer
North Broward Hospital District

ATTEST:

BROWARD HEALTH · SEPTEMBER 2023

Day	Monday	Tuesday	Wednesday	Thursday	Friday	Saturday
Aug 27	28	29	30	31	Sep 1	2
3	4	5	6	7	8	9
			Broward Health 1st Public Tax Hearing	Broward County Commission 1st Public Hearing		Broward Health Advertisement
10	11	12	13	14	15	16
		School Board 2nd Public Hearing	Broward Health 2nd Public Tax Hearing			
17	18	19	20	21	22	23
		Broward County Commission 2nd Public Hearing				
24	25	26	27	28	29	30

**NORTH BROWARD
HOSPITAL DISTRICT**

Broward Health First Tax Hearing
To be held at the following location:
Broward Health Sports Medicine Bldg
1601 S. Andrews Ave Ste 100, Ft. Lauderdale 33316

Broward Health Second Tax Hearing
To be held at the following locations:
Broward Health Sports Medicine Bldg
1601 S. Andrews Ave Ste 100, Ft. Lauderdale 33316

**NORTH BROWARD HOSPITAL DISTRICT
FINANCIAL IMPACT
OF VARIOUS 2023/2024 MILLAGE RATES**

	Various Millage Rates	% Increase / (Decrease) From Roll-back Rate	Gross Tax Receipts	Gross Financial Impact	Net Tax Receipts (After discounts, VAB adj., CRA & Tax Assessor/ Collector Cost)	Net Financial Impact
	1.3892	-5.0%	\$264,390,546	(\$13,912,286)	\$238,415,817	(\$12,741,296)
	1.3936	-4.7%	\$265,227,947	(\$13,074,885)	\$239,171,820	(\$11,974,378)
	1.3965	-4.5%	\$265,779,871	(\$12,522,961)	\$239,670,095	(\$11,468,909)
	1.4070	-3.8%	\$267,778,216	(\$10,524,616)	\$241,474,194	(\$9,638,764)
	1.4149	-3.2%	\$269,281,733	(\$9,021,099)	\$242,831,563	(\$8,261,798)
	1.4228	-2.7%	\$270,785,249	(\$7,517,583)	\$244,188,932	(\$6,884,831)
	1.4257	-2.5%	\$271,337,173	(\$6,965,659)	\$244,687,207	(\$6,288,572)
Proposed Rate	1.4307	-2.2%	\$272,288,766	(\$6,014,066)	\$245,546,301	(\$5,507,865)
	1.4386	-1.6%	\$273,792,282	(\$4,510,550)	\$246,903,671	(\$4,130,899)
	1.4465	-1.1%	\$275,295,799	(\$3,007,033)	\$248,261,040	(\$2,753,933)
	1.4544	-0.5%	\$276,799,316	(\$1,503,516)	\$249,618,409	(\$1,376,966)
Rolled Back	1.4623	0%	\$278,302,832	\$0	\$250,975,779	\$0
Current Rate	1.6029	9.6%	\$305,061,622	\$28,262,306	\$276,215,975	\$26,597,566
Majority Vote Max Rate	1.9056	30.3%	\$362,671,051	\$85,871,735	\$327,143,097	\$77,524,688
Two-Thirds Vote Max Rate	2.0962	43.3%	\$398,945,769	\$122,146,453	\$359,891,780	\$110,273,371
Millage Cap - Unanimous Vote	2.5000	71.0%	\$475,796,404	\$198,997,088	\$429,272,252	\$179,653,843

EXHIBIT B

RESOLUTION FY24-07

A RESOLUTION OF THE NORTH BROWARD HOSPITAL DISTRICT ADOPTING THE FINAL BUDGET FOR FISCAL YEAR BEGINNING JULY 1, 2023 AND ENDING JUNE 30, 2024; PROVIDING FOR AN EFFECTIVE DATE.

WHEREAS, the Board of Commissioners of North Broward Hospital District (the "District") on September 6, 2023, held a public meeting as required by § 200.065, Florida Statutes, and adopted a proposed millage rate and tentative operating budget for the District's fiscal year 2024; and

WHEREAS, the operating budget has been prepared in accordance with §§ 189.016(3) and 200.065, Florida Statutes, other general law, and ch. 2006-347, Laws of Florida, as amended, and such budget is necessary for the continuation of operations of the North Broward Hospital District.

NOW, THEREFORE, BE IT RESOLVED by the Board of Commissioners of the North Broward Hospital District, that:

1. The above-stated recitals are true and correct in every respect and are hereby incorporated herein by reference.
2. The Fiscal Year 2024 Final Budget, as attached hereto and incorporated herein, be adopted.
3. This resolution shall take effect immediately upon its adoption.

DULY ADOPTED this 13th day of September, 2023.

Time Adopted 5:21 PM


By _____

Christopher Pernicano, Chair
North Broward Hospital District

By _____

Jonathan Hage, Secretary/Treasurer
North Broward Hospital District

ATTEST:



BROWARD HEALTH

FISCAL YEAR

JULY 1, 2023 - JUNE 30, 2024

**PROPOSED OPERATING & CAPITAL
FY 2024 BUDGET**

Table of Contents

<u>TOTAL SYSTEM</u>	<u>Page</u>
OPERATING STATEMENT	3
KEY INDICATORS	4
BALANCE SHEET	5
STATEMENT OF CASH FLOWS	6
KEY FINANCIAL INDICATORS	7
AD VALOREM TAX ANALYSIS	8
CAPITAL BUDGET	9
BUDGET SERVICES > \$400K DETAIL	10
COMMUNITY BENEFITS	11

**Broward Health
Operating Statement
(in thousands)**

	Audited 2021	Audited 2022	Unaudited 2023	Proposed Budget 2024
Patient Revenue				
Inpatient	2,854,232	3,305,634	3,403,893	3,531,209
Outpatient	1,775,093	2,098,223	2,486,762	2,607,393
Other Patient Revenue	270,923	258,123	241,286	250,205
Total Patient Revenue	4,900,248	5,661,980	6,131,941	6,388,807
Deductions From Revenue				
Charity Services	84,346	71,392	70,951	147,692
Contractual Allowances	3,671,029	4,200,505	4,583,212	4,708,029
Bad Debt	220,277	300,148	357,022	370,627
Total Deductions	3,975,652	4,572,045	5,011,186	5,226,348
Net Patient Revenue	924,596	1,089,935	1,120,755	1,162,459
Medicaid DSH Payments	35,368	85,898	64,605	74,446
Grant Revenue	22,124	21,128	24,496	24,183
Capitated Revenue	4,294	4,144	3,258	3,269
Total Net Reimbursement	986,381	1,201,104	1,213,113	1,264,358
Other Operating Revenue	78,930	110,387	119,870	121,827
Total Operating Revenue	1,065,311	1,311,492	1,332,983	1,386,185
Operating Expenses				
Salaries & Wages	622,670	772,967	736,789	785,240
Benefits	(11,929)	102,858	123,428	140,062
Fees Physician	70,513	71,625	71,850	85,277
Fees Other	104,152	113,819	92,114	128,914
Supplies	250,305	275,126	274,552	282,004
Insurance	15,214	11,962	3,542	13,003
Maintenance & Repairs	18,881	18,758	24,318	23,530
Lease and Rental	12,580	8,191	7,761	8,591
Utilities	18,933	20,718	22,852	23,631
PMATF	12,356	11,987	12,404	14,485
Other Expenses	1,704	2,882	2,141	27,059
Total Operating Expenses	1,115,378	1,410,893	1,371,751	1,531,796
Common Service	0	0	0	0
Depreciation & Amortization	52,647	51,993	52,644	54,845
Total Expenses	1,170,151	1,470,851	1,464,500	1,631,732
Gain/(Loss) from Operations	(104,840)	(159,360)	(131,517)	(245,546)
Non-Operating Revenue				
Unrestricted Tax Revenue	153,014	179,548	250,350	245,546
Dividend/Interest Income	14,512	13,373	14,664	13,481
Gain/(Loss) on Investment	126,690	(54,816)	33,999	5,650
Donated Revenue	3,433	20,290	13,025	6,207
Other Non Operating Revenue	49,612	9,839	6,133	4,115
Non-Operating Expense				
Interest Expense	16,870	17,117	17,987	15,796
Investment Management Fees	2,554	3,023	2,203	2,195
Donated Expense	2,255	17,563	6,171	3,070
Medicaid County Funding	8,837	8,578	8,399	8,391
Non-Operating Gain/(Loss)	316,744	121,952	283,411	245,546
Excess of Revenue Over Expense	211,904	(37,408)	151,893	0

**Broward Health
Key Statistics**

	Audited 2021	Audited 2022	Unaudited 2023	Proposed Budget 2024
Admissions	48,323	51,342	52,225	53,727
Patient Days	287,021	318,390	298,419	297,574
Observation Cases	27,303	29,737	32,032	32,532
Observation Days	41,611	45,458	47,569	47,886
Total Hospitalizations	75,626	81,079	84,257	86,259
Outpatient Visits	175,177	180,152	164,438	169,512
ER Dept Visits	207,187	254,207	274,833	283,016
Births	4,723	5,373	5,404	5,627
ER Dept Visits	207,187	254,207	274,833	283,016
Primary Care (CHS) Pharmacy	122,746	116,631	121,896	145,426
BHPG Physician Visits	251,453	276,841	281,023	280,607
BH Weston Visits	18,459	20,037	18,447	21,290
BH Imaging Visits	1,130	908	791	1,485
CDTC Phys Visits	49,551	49,407	48,289	52,838

**BROWARD HEALTH
BALANCE SHEET
(in thousands)**

	Audited 2021	Audited 2022	Unaudited 2023	Proposed Budget 2024
ASSETS				
CURRENT ASSETS				
Cash and investments	952,578	757,851	938,107	817,116
Due from patients (net of allowance for uncollectible accounts)	151,272	182,474	182,783	183,092
Inventories	36,167	33,760	37,095	35,427
Other Current Assets	99,213	153,558	108,652	131,105
	<hr/>			
Total current assets	1,239,230	1,127,643	1,266,636	1,166,740
	<hr/>			
PROPERTY, PLANT, & EQUIPMENT	565,715	582,714	586,040	584,377
	<hr/>			
OTHER LONG TERM ASSETS	109,388	178,984	235,721	207,353
	<hr/>			
TOTAL ASSETS	<u>1,914,333</u>	<u>1,889,341</u>	<u>2,088,397</u>	<u>1,958,470</u>
LIABILITIES				
CURRENT LIABILITIES				
Current maturities of debt	9,135	15,467	43,751	42,439
Accounts payable and accrued liabilities	250,013	245,926	262,027	264,648
Estimated third party settlement payable	100,342	55,339	50,696	53,018
Other accrued liabilities	9,332	9,812	10,184	10,571
	<hr/>			
Total current liabilities	368,822	326,544	366,659	370,675
	<hr/>			
REVENUE BONDS	323,682	316,496	309,011	312,754
	<hr/>			
LONG TERM LIABILITIES	92,055	153,887	168,335	161,111
	<hr/>			
NET ASSETS				
Fund balance	1,129,774	1,092,413	1,244,393	1,113,930
	<hr/>			
TOTAL LIABILITIES AND FUND BALANCE	<u>1,914,333</u>	<u>1,889,341</u>	<u>2,088,397</u>	<u>1,958,470</u>

BROWARD HEALTH
STATEMENT OF CASH FLOWS
(in thousands)

	Audited 2021	Audited 2022	Unaudited 2023	Proposed Budget 2024
Beginning Balance Cash & Investments	\$835,821	\$952,578	\$757,851	\$946,123
Excess of Revenue over Expense	\$211,904	(\$37,408)	\$151,893	\$0
Add: Depreciation	54,773	51,851	52,644	52,766
Add: Change in Accounts Recv.	(17,479)	(31,202)	(308)	(16,330)
Less: Capital Expenses	(53,162)	(68,851)	(56,033)	(165,758)
Add: Intangible Expense	-	8,107	40,041	45,090
Add: All Other Changes	(79,365)	(117,005)	1,691	(44,776)
Sub Total	<u>116,671</u>	<u>(194,508)</u>	<u>189,928</u>	<u>(129,007)</u>
Ad Valorem Tax Collections	161,843	189,599	262,759	260,795
Ad Valorem Tax Accruals	(161,757)	(189,819)	(264,414)	(260,795)
Ending Balance Cash & Investments	<u>952,578</u>	<u>757,851</u>	<u>946,123</u>	<u>817,116</u>
Change in Cash & Investments	<u>116,758</u>	<u>(194,727)</u>	<u>188,273</u>	<u>(129,007)</u>

**BROWARD HEALTH
KEY FINANCIAL INDICATORS**

	Audited FY 2021	Audited FY 2022	Unaudited FY 2023	Proposed Budget FY 2024	Moody's (2020) Not For Profit	
					Baa1	A Rated
Liquidity:						
Cash on Hand (Days)	314.1	195.1	239.7	187.3	238.1	232.8
Accounts Receivable (Days)	47.3	53.1	46.0	48.5	47.4	42.9
Cash-to-Direct Debt (%)	286.4%	217.9%	243.1%	232.8%	161.7%	185.9%
Capitalization:						
Debt-to-Capitalization (%)	23.1%	24.4%	24.0%	25.2%	40.1%	37.4%
Debt Service Coverage (x) - Maximum Annual	4.4	6.3	8.3	3.0	3.0	3.4
Average Age of Plant (Years)	17.1	16.6	16.9	17.9	12.0	12.1
Capital Spending Ratio (% of Depr. Exp.)	97%	115%	106%	110%	90%	120%
Profitability:						
Operating Margin (%)	4.0%	1.4%	7.5%	0.0%	6.2%	6.7%

**BROWARD HEALTH
Ad Valorem Tax Analysis**

	FY2021	FY2022	FY2023	Proposed B2024
<u>SOURCE OF FUNDS</u>				
Tax Roll (Per TRIM Notice)	\$146,005,357	\$153,892,646	\$171,036,536	\$190,318,561
Roll Back Millage Rate				
Millage Rate	1.1469	1.2770	1.6029	1.4307
Gross Tax Funds	167,454	196,521	274,154	272,289
Early Pmt. Discounts / VAB Adj	(5,610)	(6,702)	(9,740)	(11,494)
Tax Funds (Net Of Discounts/VAB)	\$161,843	\$189,819	\$264,414	\$260,795
<u>TOTAL USE OF FUNDS</u>				
<u>ADMINISTRATIVE</u>				
Community Redevelopment	\$4,604	\$5,453	\$7,522	\$8,797
Tax Collector Commission	3,237	3,796	5,288	5,216
Tax Assessor Fee	904	1,021	1,253	1,236
Sub-Total Administrative Costs	\$8,745	\$10,271	\$14,063	\$15,249
<u>PATIENT CARE</u>				
Uncompensated Patient Care	153,098	179,548	250,351	245,546
Net Tax Funds Available	\$153,098	\$179,548	\$250,351	\$245,546

Historical Millage Rates & Net Tax Receipts

	Approved Millage Rate	Beginning Tax Roll (July 1st, used for Rollback Rate)	Final Tax Roll (After VAB Adjustments)	Net Tax Receipts (After VAB Adj., Fees & Commissions)	Net Tax Receipts (as a % of Adj. Oper. Rev.)
FY 2005 - 2006	2.1746	\$94,274,027,465	\$93,947,754,989	\$188,318,393	14.8%
FY 2006 - 2007	1.8317	111,718,254,333	111,227,352,186	186,718,920	14.2%
FY 2007 - 2008	1.6255	123,965,998,956	123,644,504,282	182,513,843	13.4%
FY 2008 - 2009	1.7059	117,488,859,243	116,665,377,308	181,305,834	12.7%
FY 2009 - 2010	1.7059	104,630,208,538	103,413,541,401	160,627,857	10.9%
FY 2010 - 2011	1.8750	91,227,139,315	90,141,881,063	154,450,148	10.3%
FY 2011 - 2012	1.8750	88,332,391,205	87,224,246,739	149,528,187	9.7%
FY 2012 - 2013	1.8564	88,452,092,268	87,224,246,739	149,878,707	10.0%
FY 2013 - 2014	1.7554	91,666,847,844	88,006,571,858	146,135,189	9.4%
FY 2014 - 2015	1.5939	97,668,872,399	91,234,623,393	139,725,855	8.7%
FY 2015 - 2016	1.4425	104,299,639,673	103,718,088,750	136,663,360	8.5%
FY 2016 - 2017	1.3462	112,717,789,372	112,227,463,364	137,937,663	8.5%
FY 2017 - 2018	1.2483	122,995,261,770	122,026,212,459	138,582,365	8.5%
FY 2018 - 2019	1.1774	131,601,624,535	130,436,593,172	128,661,056	7.9%
FY 2019 - 2020	1.0324	139,542,145,928	138,389,423,904	129,417,849	7.9%
FY 2020 - 2021	1.1469	147,059,945,791	146,005,357,357	153,013,585	10.6%
FY 2021 - 2022	1.2770	155,180,657,086	153,892,645,984	179,547,714	10.0%
FY 2022 - 2023	1.6029	172,187,154,997	171,036,536,005	250,350,131	13.2%
FY 2023 - 2024 - Proposed	1.4307	190,318,561,488	TBD	245,546,301	12.3%

BROWARD HEALTH CAPITAL BUDGET FY 2024

		Total Proposed					5 Year Project
Description		Budget FY 2024	FY 2025	FY 2026	FY 2027	FY 2028	Total
BHIT	EPIC Implementation	70,424,765	87,310,998	29,018,446	5,183,757	5,183,757	197,121,723
BHIT	INFOR Implementation	2,930,665	-	-	-	-	2,930,665
BHIT	Routine Capital	10,190,665	15,615,000	8,965,000	8,115,000	4,415,000	47,300,665
MOB	BHMC Physician Office Building	450,000	100,000	100,000	60,000	60,000	770,000
MOB	Imperial Point Physicians Office Building	590,000	245,000	82,500	82,500	-	1,000,000
MOB	Coral Springs Medical Office Building	520,000	82,500	82,500	100,000	100,000	885,000
MOB	Routine Capital	800,000	800,000	800,000	800,000	800,000	4,000,000
BHC	LED Lighting Upgrades	1,815,919	2,815,919	2,489,667	2,544,548	3,575,095	13,241,146
BHC	ISC-AHU Replacement	1,055,600	1,583,400	-	-	-	2,639,000
BHC	System Elevator Program	3,468,000	3,730,000	1,475,000	2,025,000	340,000	11,038,000
BHC	System Nurse Call Standardization Program	2,250,000	2,250,000	2,250,000	2,250,000	-	9,000,000
BHC	System Infant abduction replacement	1,248,638	-	-	-	-	1,248,638
BHC	System Drills - BHMC & BHN	1,000,000	1,000,000	-	-	-	2,000,000
BHC	2nd Floor ISC Finance renovation	400,000	-	-	-	-	400,000
BHC	Contingency	20,000,000	-	-	-	-	20,000,000
BHC	Routine Capital - RE / TI (per Tenant Lease Agreement)	1,436,892	-	-	-	-	1,436,892
BHC	Routine Capital - Security	825,000	701,000	250,000	200,000	-	1,976,000
BHC	Routine Capital - GME	750,000	-	-	-	-	750,000
BHC	Routine Capital - Facilities	710,000	350,000	225,000	275,000	300,000	1,860,000
BHC	Routine Capital - Fleet Management	670,000	-	-	-	-	670,000
BHC	Routine Capital	745,000	-	-	-	-	745,000
BHMC	BHMC Employee (SOUTH) Parking Garage (Repairs)	6,278,869	-	-	-	-	6,278,869
BHMC	BHMC MOB/POB/PARKING	3,859,704	63,042,863	63,042,863	24,442,734	-	154,388,164
BHMC	Single Plane IR replacement (construction not included)	2,617,477	1,121,776	-	-	-	3,739,253
BHMC	MRI to replace IP scanner (Not upgradable)	2,000,000	-	-	-	-	2,000,000
BHMC	ED X-ray	650,000	-	-	-	-	650,000
BHMC	Floor Modernization - Building Finish Update	6,570,394	9,649,289	10,759,128	5,096,281	4,963,910	37,039,002
BHMC	Painting and Waterproofing	2,455,177	-	-	-	-	2,455,177
BHMC	Roof Replacement	2,126,702	2,126,702	1,235,063	1,235,063	196,038	6,919,567
BHMC	Landscaping and Hardscaping	450,000	-	-	-	-	450,000
BHMC	Crawl Space Chilled Water Piping West Wing/ Robinson Wing	2,000,000	-	-	-	-	2,000,000
BHMC	Replacement of York Shipley Boiler	700,000	-	-	-	-	700,000
BHMC	AHU Replacement need to budget for next 5-7yrs	500,000	500,000	500,000	-	-	1,500,000
BHMC	Atrium Bldg. Reheat Boiler (4) units	450,000	-	-	-	-	450,000
BHMC	Biomed Equipment Replacement Plan	2,598,000	1,441,000	1,608,000	1,500,000	35,000	7,182,000
BHMC	Spinal Navigation	1,500,000	-	-	-	-	1,500,000
BHMC	Routine Capital	3,127,293	350,000	350,000	-	-	3,827,293
BHN	Cancer Center Renovation	1,371,065	1,371,065	-	-	-	2,742,130
BHN	BHN MOB	1,879,050	23,488,122	12,213,823	-	-	37,580,995
BHN	LHP FSED	1,192,195	11,921,945	10,729,751	-	-	23,843,890
BHN	Radiology ED X-Ray Room	650,000	-	-	-	-	650,000
BHN	Floor Modernization - Building Finish Update	5,245,811	4,120,658	4,129,544	2,942,189	4,122,497	20,560,699
BHN	Roof Replacement	1,619,424	1,619,424	510,292	-	-	3,749,139
BHN	Painting and Waterproofing	1,500,000	-	-	-	-	1,500,000
BHN	Landscaping and Hardscaping	400,000	-	-	-	-	400,000
BHN	Biomed Equipment Replacement Plan	904,000	443,000	960,000	6,000	-	2,313,000
BHN	Storz Towers Equipment	818,000	-	-	-	-	818,000
BHN	C- Arms Total of 5. 4 are replacements and 1 new (3D)	585,000	350,000	200,000	-	-	1,135,000
BHN	Routine Capital	848,810	416,025	-	-	-	1,264,835
BHIP	Seimens Luminos Lotus Max	650,000	-	-	-	-	650,000
BHIP	Roof Replacement	818,447	505,408	-	-	-	1,323,855
BHIP	Floor Modernization - Building Finish Update	750,000	4,612,248	5,515,456	5,515,456	5,209,041	21,602,201
BHIP	Biomed Equipment Replacement Plan	238,000	947,000	36,000	6,000	-	1,227,000
BHIP	Central Energy Plant (Engineering, Chiller)	601,394	1,202,787	-	-	-	1,804,181
BHIP	Routine Capital	1,635,446	-	-	-	-	1,635,446
BHCS	Emergency Department	915,450	2,136,050	-	-	-	3,051,500
BHCS	Roof Replacement	628,535	1,114,966	1,180,999	-	-	2,924,500
BHCS	Central Energy Plant (Engineering, Chiller, Boiler)	561,645	6,116,499	4,931,742	-	-	11,609,886
BHCS	Routine Capital	998,000	400,000	600,000	-	-	1,998,000
BHCS	Biomed Equipment Replacement Plan	545,000	35,000	1,210,000	47,000	988,000	2,825,000
BHCS	Ablation Robot	520,000	-	-	-	-	520,000
BHCS	Stryker Tower Upgrade (End of Life)	843,994	-	-	-	-	843,994
BHCS	Routine Capital	1,627,954	921,379	622,448	900,000	900,000	4,971,781
BHPG	601 W Atlantic	2,861,614	953,871	-	-	-	3,815,486
BHPG	BHIP MOB Multi Practice Renovation - 1st and 2nd Floor	1,363,283	2,272,138	908,855	-	-	4,544,276
BHPG	Office Buildouts for New Physicians	1,050,000	1,050,000	1,050,000	1,050,000	1,050,000	5,250,000
BHPG	Nuclear Medicine Camera (BHCS Market)	600,000	-	-	-	-	600,000
BHPG	BHMC Ortho	585,278	-	-	-	-	585,278
BHPG	New Signage (All Sites)	544,299	-	-	-	-	544,299
BHPG	Lauderdale Lakes OB clinic/furniture and Equipment	400,000	-	-	-	-	400,000
BHPG	Roof Replacement	1,956,250	1,406,250	947,989	343,053	0	4,653,542
BHPG	Floor Modernization - Building Finish Update	1,000,000	4,684,749	5,684,749	2,437,526	4,030,572	17,837,597
BHPG	Painting and Waterproofing	800,000	-	-	-	-	800,000
BHPG/BHF	Routine Capital	930,000	-	-	-	-	930,000
TOTAL NET NEW CAPITAL		200,602,702	266,904,032	174,664,813	67,157,105	36,268,910	745,597,564
Grand Total		200,602,702	266,904,032	174,664,813	67,157,105	36,268,910	745,597,564

BROWARD HEALTH
Budget Services >\$400k Detail

Vendor Services	FY2024 Budget Total
Quality/Patient Safety/Satisfaction Services	1,470,000
IT Workspace Services	600,000
Life insurance Services	500,500
Janitorial Services	491,000
Signage Services	615,000
Employee Recognition	1,160,000
Retirement plan and Compensation Advisory Services	450,000
Printing Services	400,000
CMS	433,688
CCP	450,617
Medicaid Eligibility Fees	931,968
Outside Collection Agency	5,181,491
Consultant Expense	3,992,691
Outside Legal Costs	12,290,529
Auditing Services	570,000
Data Processing Expense	8,000,000
Software/Licensing - EHR Implementation	5,570,782
Software/Licensing - Financial Reporting System	1,678,500
Software/Licensing - PACS	1,640,794
Software/Licensing - Service Now	1,000,000
Software/Licensing - Microsoft Enterprise	4,500,000
Software/Licensing - TeleTracking Technologies	561,914
Software/Licensing - Coding	1,694,045
Software/Licensing - Citrix	600,000
Software/Licensing - Cisco, FireEye, Remote Desktop, Rightfax, Equinix etc.	3,623,143
Recruitment Expense - Third Party Search Firm	2,488,000
Marketing Services	8,400,000
Community Sponsorship	1,565,000
Consulting Fees	680,000
Nutritional/Dietary Services	2,243,084
Surgical/Perfusion Services	2,300,000
Surgical Consulting Services	648,432
Physician Assistant Services	800,000
Patient Transportation Services	1,501,980
Laundry Services	4,859,705
Outside Lab Services	4,188,860
Dialysis Services	3,786,658
Ventilator, IV Pump Rentals	489,786
Mobile MRI	775,036
Maintenance Contracts - Phone Maint/Support	539,298
Maintenance Contracts - Facilities Services (Elevator, Fire Systems, HVAC repairs)	439,000
Maintenance Contracts - Lab Machine Maintenance/Repair Services	613,136
Maintenance Contracts - Surgical Equipment Services	2,344,128
Repairs - Urgent Emergency	900,000
Repairs - Routine/Preventive	2,155,214
Repairs - Biomedical Equipment	3,633,172
Repairs - Surgical Equipment	748,329
Fedex/Ups Services	472,099
Police/Security Services	2,664,995
Physician Fees Emergency Room Call	23,606,664
Physician Fees House Based Physician Groups	39,997,318
Grand Total	171,246,556

**BROWARD HEALTH
COMMUNITY BENEFIT SUMMARY
(in thousands)**

	Audited FY 2021	Audited FY 2022	Unaudited FY 2023	Proposed B2024
<u>Community Benefit Cost</u>				
Charity Care	\$18,231	\$17,309	\$14,479	\$33,513
Uninsured Discount/Bad Debts	48,827	72,893	141,153	157,016
Medicaid/PSN Program Loss	259,659	297,690	308,401	278,201
Comm Health Service Net Cost	20,199	18,025	14,637	23,559
PPUC	70,513	71,610	71,850	85,277
Mcaid Cost of County Funding	8,837	8,837	8,399	8,391
CDTC	1,396	1,370	1,523	1,439
Total Cost	427,661	487,733	560,441	587,396
<u>Government Funding Sources</u>				
Net Tax Revenues	\$153,014	\$179,548	\$250,350	\$245,546
Medicaid/PSN Program Reimbursement	104,152	131,971	116,104	109,133
DSH - Medicaid	35,368	85,898	64,605	74,446
DSH - Medicare	25,849	25,876	27,603	34,771
County Primary Care Support	7,451	7,451	12,784	8,495
Community Health Serv Grants	6,376	6,236	8,526	7,635
Total Funding	\$332,210	\$436,980	\$479,972	\$480,026
<u>Community Benefit Cost in (Excess)</u>				
<u>of Gov't Funding Sources</u>	<u>(\$95,451)</u>	<u>(\$50,753)</u>	<u>(\$80,469)</u>	<u>(\$107,370)</u>